

[www.reeltech.co.kr](http://www.reeltech.co.kr)

PRODUCT GUIDE 2019

# Safety Lifting System



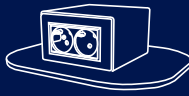
CCTV



LIGHTING FIXTURE



BANNER



PLUG SOCKET



SMOKE DETECTOR



CHANDELIER



AIR CONDITIONER GRILL



# Product range



## Lighting Lifter



## Multi Contacts Lifter




## Link Type Lifter



## Smoke Detector Lifter





■ CCTV Lifter



MSI-5C



HSI-15C

■ RCU & SENSOR & WCP



RCU



Motion Sensor



Wireless Panel

■ Banner Lifter



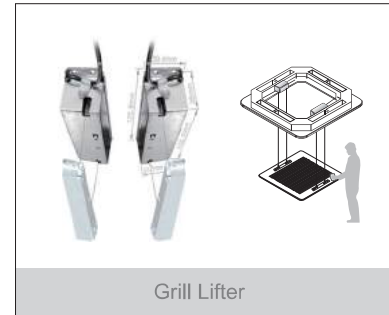
Banner & Partition Lifter

■ Downlight Lifter



Downlight Lifter

■ Grill Lifter



Grill Lifter


■ Batten Lifter



Applied to all model



FAN Lifter



Multi Batten

■ LED



RT-LED200



CSI-7L



RT-LEDN200



CSI-LN200

■ Flowerpot Lifter



Flowerpot Lifter



## Lifting system is.....

Total maintenance solutions for high ceiling installed equipment such as luminaries, lighting systems, CCTVs, smoke detectors, plug sockets, display banners and more.



### No danger!

No risk of work in high places and prevent the accident could happen during maintenance.



### No equipment!

No need of rent the lifting equipment to maintenance.



### No electric shock!

No electric current during maintenance and no risk of electric shock.



### Safe!

Prevention of falling accident.  
High place work  
-> Ground work



### Save cost!

No need a shutdown of operation.  
Equipment rental fee saving.  
Energy saving.



### Fast!

Shortened maintenance time.  
Immediately checking in case of necessity.

## Safety Technics of Lifting system



### Locking Device

In the combined state, locking device can withstand up to 1000kgs. So that tension is not caused on the wire and the lighting is not falled.




### Electric contacts

The circular contact has a large surface area and a individual elasticity so that electric current flow is very excellent.




### Detect no load

If lifter detects no load by lighting fixture reaches on the ground or hanged to obstacle, lifter stops operation automatically.



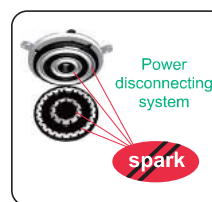
### Detect over load

If lifter detects over load by lighting fixture hanged to obstacle, lifter stops operation automatically.



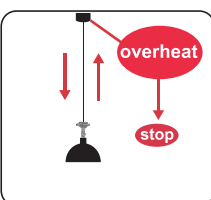
### Auto stop function

Lifter can adjust the lowering height. If the lowering height was set by RCU, lifter always stops at set height automatically.



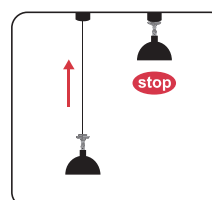
### No spark!

Even though the lighting is lowering in the state of lighting is turned on, the spark is not caused on the contacts of lifter.




### Detect overheat

If lifter is overheated by repeat operation, lifter checks temperature of motor and stops operation automatically.



### Detect of ascend stop

If the lower part reaches at the upper part and is combined, lifter stops operation automatically.



# Control Device.....

Lifting system is controlled by manual panel or wireless control unit as below.  
 One RCU can control 1 million of lifters. Mini RCU is suitable for home because it can control 1 lifter.  
 But if transmission method of mini RCU is infrared rays, mini RCU can control many lifters.



Transmission method	RF FM
Frequency	433.9200MHz
Output	10mW
Transmission length	within 100m
Control capability	1,000,000 EA
Power	4.5V(AAA x 3)

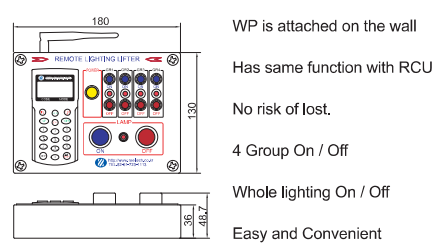
- Individual control mode
  - Lamp ON/OFF
  - UP & DOWN control
  - Lowering height setting
  - Check usage time of Lamp
  - Check roundtrip times number
- Group control mode
  - Lamp ON/OFF
  - UP & DOWN control
- Whole control mode
  - Lamp ON/OFF




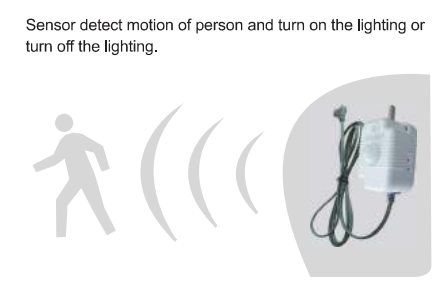
Transmission method	Infrared Rays	Transmission method	RF FM
Frequency	-	Frequency(only RF)	433.9200MHz
Output	10mW	Output	10mW
Transmission length	6~7m	Transmission lengths	within 100m
Control capability	many	Control capability	1 EA
Power	3.0V(AAA x 2)	Power	3.0V(AAA x 2)



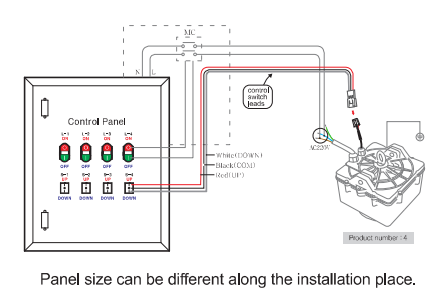
Transmission method	RF FM
Frequency	433.9200MHz
Output	10mW
Transmission length	within 100m
Control capability	1,000,000 EA
Power	AC220V



Transmission method	RF FM
Frequency	433.9200MHz
Output	10mW
Transmission length	within 100m
Control capability	1,000,000 EA
Power	AC220V

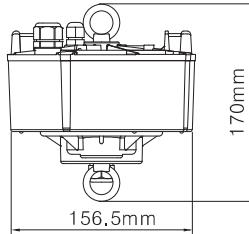
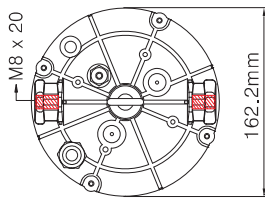


Transmission method	Signal by wire
Dimension	500 x 600 x 180
Color of panel	MUNSELL No. 5Y 7/1
Thickness of panel	1.5T
Input Power	AC 380V, 3 Phase
Operation Power	AC220V



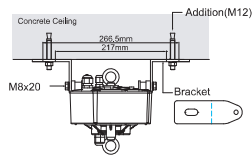


# Mini type

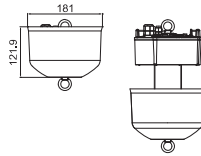


Feature	Model No.	MSI-1	MSI-3	MSI-5	MDI-3	MDI-6	MDI-9
<ul style="list-style-type: none"> <li><b>Small size</b> It is possible to install at narrow ceiling space. It is suitable for light lightings like as downlight and LED.</li> <li><b>Application</b> Home, Railway station, Factory, Gymnasium, Church, Cafe etc.</li> </ul>	Dimension(mm)	162.2(W) x 170(H)			162.2(W) x 170(H)		
	Weight(kg)	2.2kg	2.2kg	2.2kg	2.2kg	2.2kg	2.2kg
	Loading Weight(kg)	~1kg	~3kg	~5kg	~3kg	~6kg	~9kg
	Lowering Height(M)	15M			7M		
	Number of Wire	1			2		
	Wire O.D.(SUS304 7x19)	1.2mm			1.2mm		
	Circuits capacity	16A			16A		
	Type of motor	DC Motor			DC Motor		

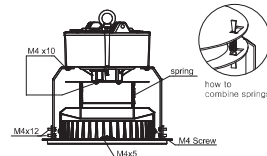
Bracket for Concrete Ceiling



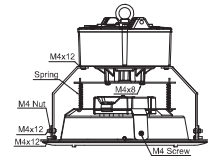
Bracket for home




Installation for 6 Inch Downlight




Installation for 8 Inch Downlight



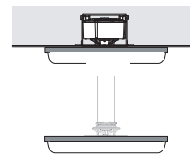
Recessed mounting installation




Recessed mounting installation




Recessed mounting installation

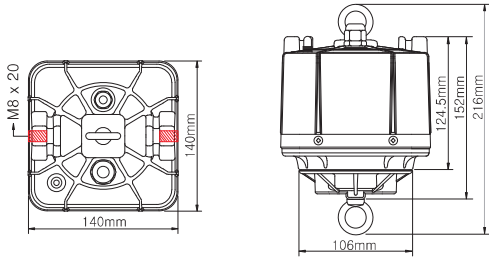


Installation for home






# Compact type



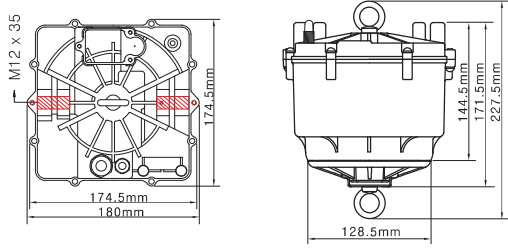
Feature	Model No.	CSI-12	CDI-15
<ul style="list-style-type: none"> <li>The most popular model It is designed compact</li> <li>It is suitable for light lightings like as downlight and LED.</li> <li>Application Gymnasium, Factory, Church, Railway station, Cafe etc.</li> </ul>	Dimension(mm)	140(W) x 140(D) x 216(H)	
	Weight(kg)	3.1kg	3.13kg
	Loading Weight(kg)	3~10kg	3~15kg
	Lowering Height(M)	15M	10M
	Number of Wire	1	2
	Wire O.D.(SUS304 7x19)	1.4mm	1.2mm
	Circuits capacity	16A	16A
	Type of motor	DC Motor	DC Motor

<p><b>Installation for rectangle pipe</b></p>	<p><b>Installation for concrete ceiling</b></p>	<p><b>Installation for concrete ceiling</b></p>	<p><b>Installation for structure</b></p>
<p><b>Installation for H-beam</b></p>	<p><b>Installation for Pipe</b></p>	<p><b>Installation for Raceway</b></p>	<p><b>Installation for Pipe</b></p>

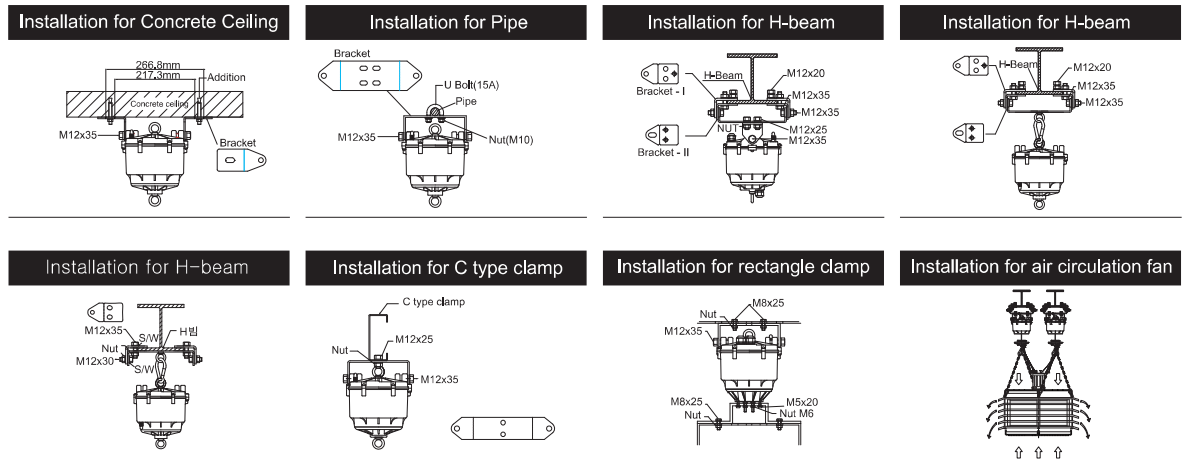





# Hook type



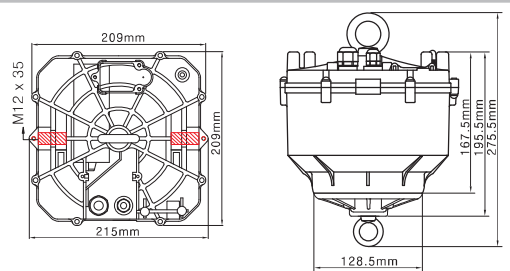
Feature	Model No.	HSI-18	HDI-25
<ul style="list-style-type: none"> <li>Designed model at first This model is developed at first and suitable for middle weights lightings like as HID and chandelier.</li> </ul>	Dimension(mm)	175(W) x 175(D) x 228(H)	
	Weight(kg)	6.53kg	6.62kg
	Loading Weight(kg)	3~15kg	6~25kg
	Lowering Height(M)	15M	10M
	Number of Wire	1	2
<ul style="list-style-type: none"> <li>Application Gymnasium, Factory, Church, Railway station, Airport etc.</li> </ul>	Wire O.D.(SUS304 7x19)	2.0mm	1.6mm
	Circuits capacity	16A	16A
	Type of motor	AC Motor	AC Motor




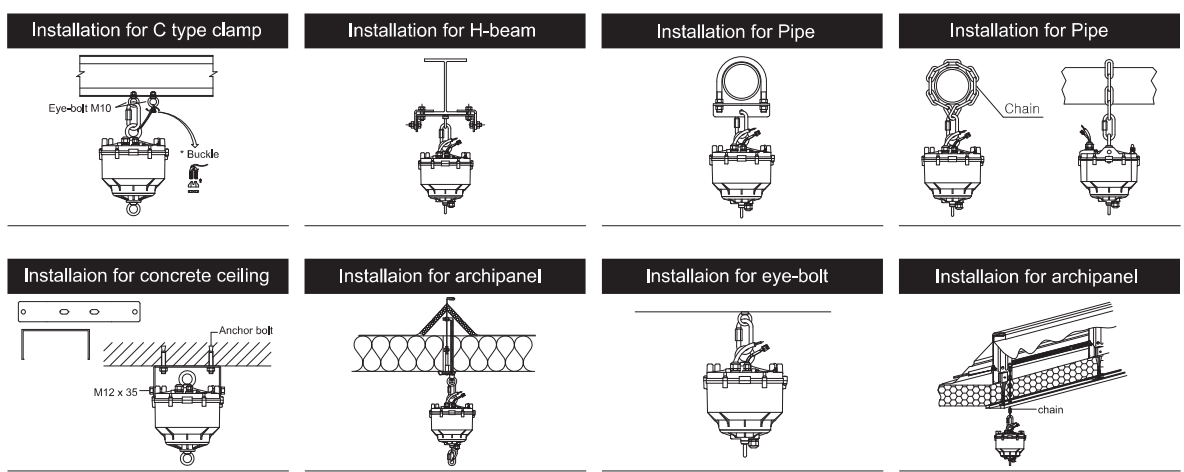




# Heavy Duty type

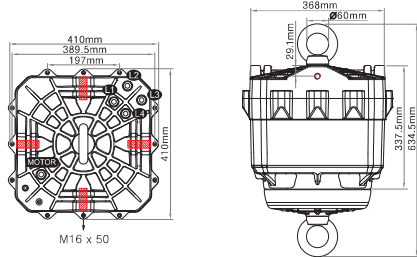


Feature	Model No.	PSI-20	PDI-35	PSI-30	PDI-50
<ul style="list-style-type: none"> <li><b>Lifter for lightings of heavy loads</b> The Heavy Duty type is for light fittings with heavy loads such as chandeliers.</li> </ul>	Dimension(mm)	209(W) x 209(D) x 276(H)			
	Weight(kg)	8.19kg	8.19kg	8.44kg	8.44kg
	Loading Weight(kg)	4~20kg	8~35kg	4~30kg	8~50kg
	Lowering Height(M)	15M	10M	15M	10M
	Number of Wire	1	2	1	2
<ul style="list-style-type: none"> <li><b>Application</b> Hotel, Lobbies, Wedding halls, Churches, Banquet halls, etc.</li> </ul>	Wire O.D.(SUS304 7x19)	2.4mm	2.0mm	2.4mm	2.0mm
	Circuits capacity	16A	16A	16A	16A
	Type of motor	AC Motor		BLDC Motor	

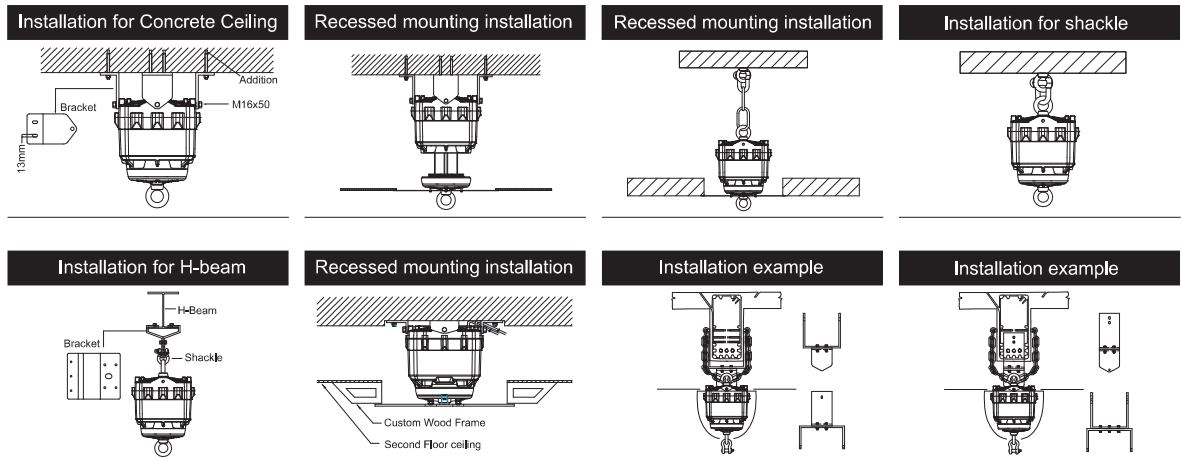





# Super Heavy Duty type



Feature	Model No.	PFI-100	PFI-200	PFI-300	PFI-500
<ul style="list-style-type: none"> <li>Lifter for super heavy lighting This model is suitable for extremely heavy weights lightings like as chandelier.</li> </ul>	Dimension(mm)	410(W) x 410(D) x 635(H)			
	Weight(kg)	57.5kg	58kg	58kg	59kg
	Loading Weight(kg)	50~100kg	60~200kg	100~300kg	100~500kg
	Lowering Height(M)	30M	20M	20M	15M
	Number of Wire	4	4	4	4
<ul style="list-style-type: none"> <li>Application Banquet, Wedding hall, Church, exhibition etc.</li> </ul>	Wire O.D.(SUS304 7x19)	3.0mm	4.0mm	4.0mm	5.0mm
	Circuits capacity	32A	32A	32A	32A
	Type of motor	BLDC Motor		BLDC Motor	

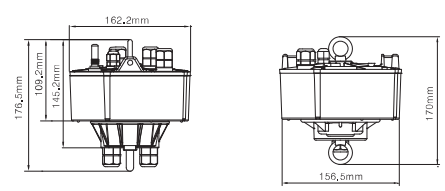




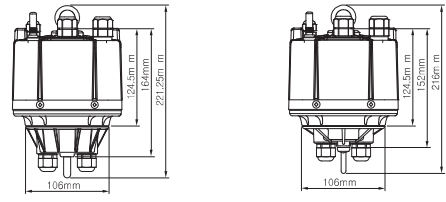
# Multi Contacts type

<ul style="list-style-type: none"> <li>Contacts Single wire : 8 contacts Double wire : 6 contacts</li> <li>Application Camera, Speaker, DALI system, Lighting fixture, etc.</li> </ul>								
	Model No.	MSI-5M	MDI-9M	CSI-12M	CDI-15M	HSI-18M	HDI-25M	PSI-20M PSI-30M
Dimension(mm)	162(W) x 176.5(H)		140(W) x 140(D) x 221(H)		175(W) x 175(D) x 251(H)		209(W) x 209(D) x 298(H)	
Weight(kg)	2.2kg	2.2kg	3.1kg	3.13kg	6.53kg	6.62kg	8.19/8.44kg	8.19/8.44kg
Loading Weight(kg)	1~5kg	2~9kg	3~10kg	3~15kg	3~15kg	6~25kg	4~20/30kg	8~35/50kg
Lowering Height(M)	15M	7M	15M	10M	15M	10M	15M	10M
Number of Wire	1	2	1	2	1	2	1	2
Wire O.D.(SUS304 7x19)	1.2mm	1.2mm	1.4mm	1.2mm	2.0mm	1.6mm	2.4mm	2.0mm
Circuits capacity	16A	16A	16A	16A	16A	16A	16A	16A
Type of motor	DC Motor		DC Motor		AC Motor		AC/BLDC	AC/BLDC

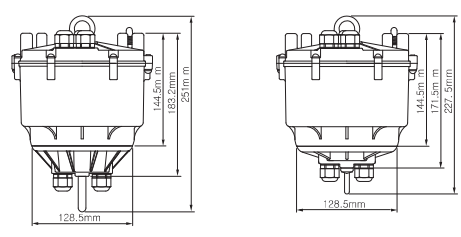
### Dimension - Mini Type



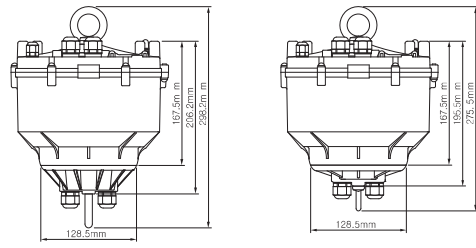
### Dimension - Compact Type




### Dimension - Hook Type




### Dimension - Heavy Duty Type



### 8 Contacts

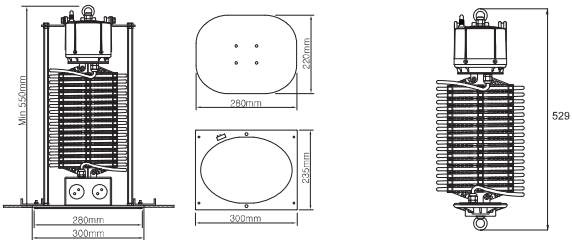


### 6 Contacts



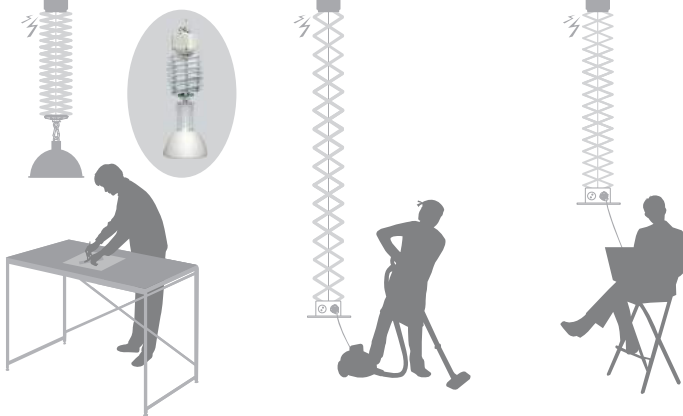


# Link type

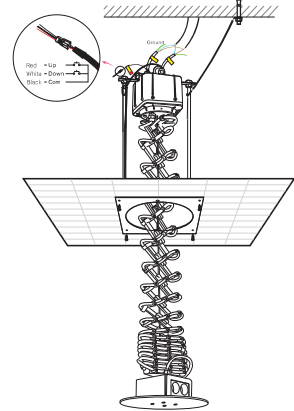



Feature	Model No.	LSI-10C	LSI-10L
<ul style="list-style-type: none"> <li>Power connected model Even during lifter is lowering, power of lifter is on.</li> <li>Application Science room, Factory, Laboratory, Display stand etc.</li> </ul>	Dimension(mm)	300(W) x 235(D) x 550(H)	140(W) x 140(D) x 529(H)
	Weight(kg)	8.5kg	6.7kg
	Loading Weight(kg)	-	3~7kg
	Lowering Height(M)	2M	2M~
	Number of Wire	1	1
	Wire O.D.(SUS304 7x19)	1.2mm	1.4mm
	Circuits capacity	N/A	16A
Type of motor	DC Motor	DC Motor	

## Application

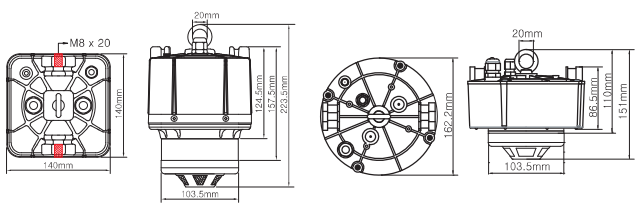


## Installation



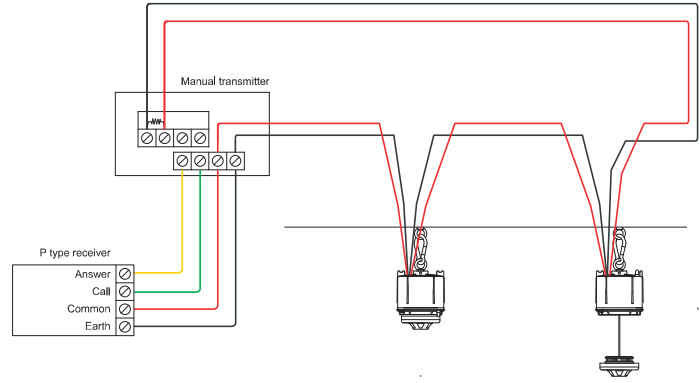
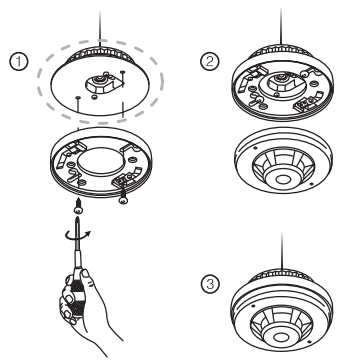


# Smoke Detector type



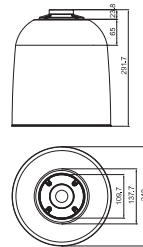
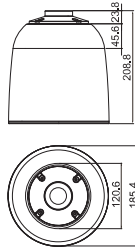
Feature	Model No.	FSI-2	FSI-1
<ul style="list-style-type: none"> <li>Lifter for smoke detector</li> </ul> This model is suitable for maintenance of smoke detector	Dimension(mm)	140(W) x 140(D) x 187(H)	162.2(W) x 110(H)
	Weight(kg)	3.1kg	2.2kg
	Loading Weight(kg)	1~2kg	1kg
	Lowering Height(M)	15M	15M
<ul style="list-style-type: none"> <li>Application</li> </ul> Gymnasium, Factory, Church, Railway station, Buildings, etc.	Number of Wire	1	1
	Wire O.D.(SUS304 7x19)	1.2mm	1.2mm
	Circuits capacity	-	-
	Type of motor	DC Motor	DC Motor

## Installation



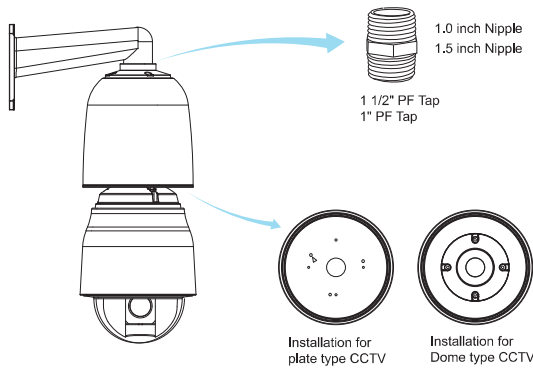


# CCTV type



Feature	Model No.	MSI-5C	CSI-7C	HSI-15C
<ul style="list-style-type: none"> <li> <b>Lifter for CCTV</b>                      This model is suitable for clean and maintenance of CCTV.                 </li> </ul>	Dimension(mm)	185.4(W) x 208.8(H)	248(W) x 292(H)	
	Weight(kg)	3.7kg	6.2kg	10kg
	Loading Weight(kg)	1~5kg	3~7kg	4~15kg
	Lowering Height(M)	15M	15M	15M
	Number of Wire	1	1	1
<ul style="list-style-type: none"> <li> <b>Application</b>                      Park, School, Building, Public facilities, Alleyway, etc.                 </li> </ul>	Wire O.D(SUS304 7x19)	1.2mm	1.4mm	2.0mm
	Circuits capacity	16A	16A	16A
	Type of motor	DC Motor	DC Motor	AC Motor

### Installation example



### Why is the CCTV Lifter needed?

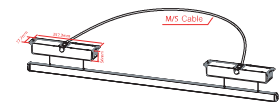
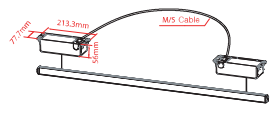
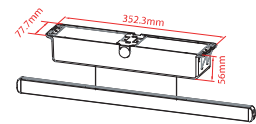

- For clean lense of CCTV**  
 Have a clear sight at all times, because clean the lense of CCTV by the CCTV Lifter.



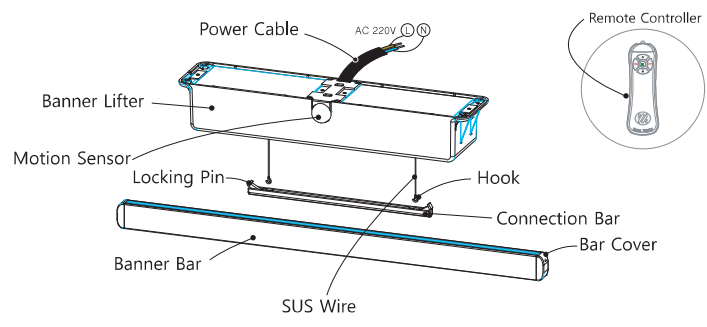
- Safe to maintenance of CCTV**  
 Don't need to climb up high place. Can clean or maintain the CCTV safely on the ground.



# Banner Lifter & Partition Lifter



Model No.	BDL-3	BSL-3	BFL-3
Dimension(mm)	352.3(W) x 77.7(D) x 56(H)	213.3(W) x 77.7(D) x 56(H)	352.3(W) x 77.7(D) x 56(H)
Weight(kg)	3.1kg	3.1kg	2.2kg
Loading Weight(kg)	less than 2kg	less than 2kg	less than 4kg
Lowering Height(M)	4M	4M	4M
Number of Wire	2	2	4
Wire O.D(SUS304 7x19)	0.8mm	0.8mm	0.8mm
Circuits capacity	-	-	-
Type of motor	AC Motor	AC Motor	AC Motor

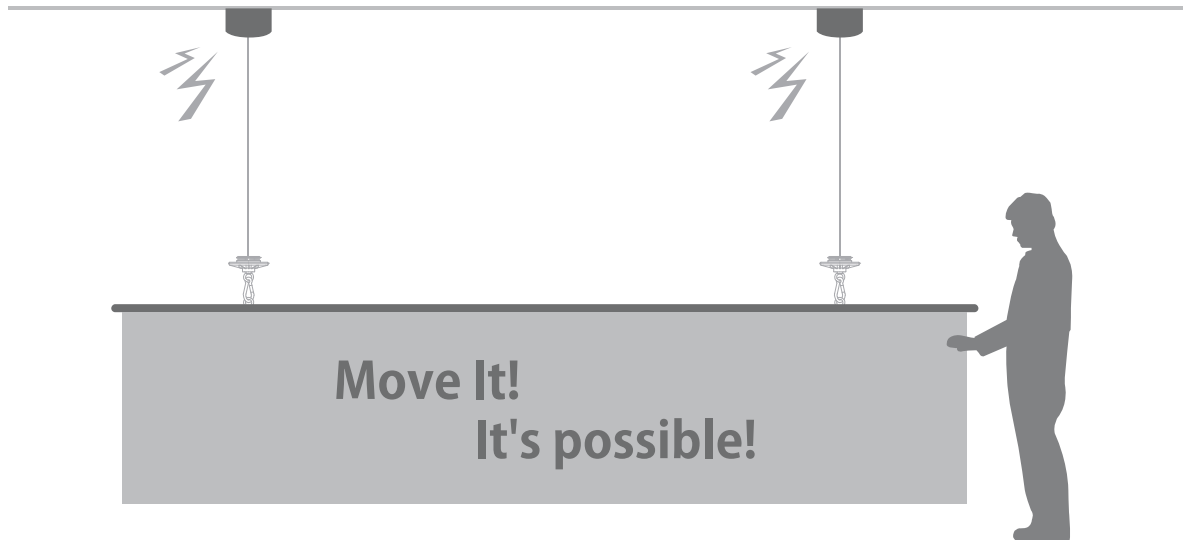


## Function

- 1 Setting function of adjustable lowering height**
  - Press "Stop Button" (■) 10 times shortly then bar is moved making a 'dick' sound.
- 2 Adjusting function of bar ballance**
  - Press "Stop Button" (■) 10 times shortly then bar is moved making a 'dick' sound.
  - Adjust ballance of bar with "Up Button" (▲) or "Down Button" (▼).
  - Press "Stop Button" (■) 1 time.
- 3 Setting function of lowering time(Only Banner Lifter)**
  - Press "Stop Button" (■) 10 times shortly then bar is moved making a 'dick' sound.
  - Whenever press "ON Button" (ON), operating time goes on increasing per second.



## Batten type



Batten type synchronizes two lifters so that the two lifters operate at the same time.

Batten type generally applied to promotional placards, hanging screens and stage lighting to be located at high place such as gymnasiums, performance halls and convention centers.



MINI



COMPACT



HOOK UP




HEAVY DUTY



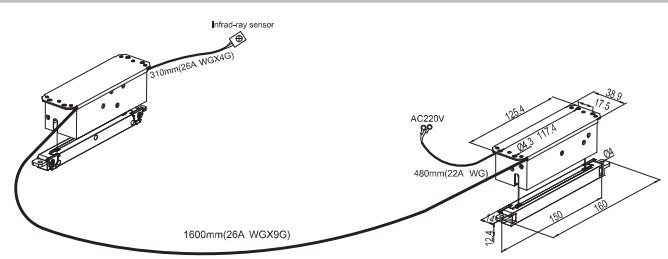
SUPER HEAVY DUTY

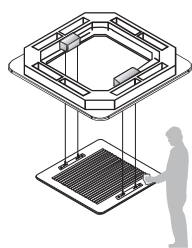







# Grill Lifter



	Model No.	GFL-3
<p>The Grill Lifter is ascend and descend product for filter of ceiling air conditioner.</p> <p>If there is accumulated dust on the filter, efficient of air conditioner goes down and can be breakdown so that need to clean the filter once on 2~3 month.</p> <p>Grill lifter helps clean of filter safely and conveniently.</p> 	Dimension(mm)	126(W) x 40(D) x 36(H)
	Weight(kg)	0.5kg
	Loading Weight(kg)	2kg
	Lowering Height(M)	4M
	Number of Wire	2
	Wire O.D(SUS304 7x19)	0.8mm
	Circuits capacity	0.6A
	Type of motor	DC Motor

The Grill Lifter is suitable in various places such as class rooms, banquet halls, malls, restaurants, hotels, apartments, office, public places and more.

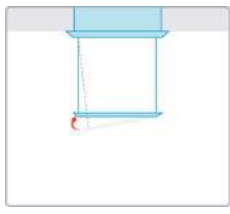
1. Energy Saving(30% over)
2. Prevent dust disease such as allergies, respiratory problems.
3. Secure Safety(Grill cleaning on the ground)
4. Effect of the air cleaner
5. Prevention of air conditioning failure
6. Combined remote controller and switch operation
7. High level of space occupancy
8. Easy to install



Applicable to exiting brands such as SAMSUNG, LG, TOSHIBA and others.

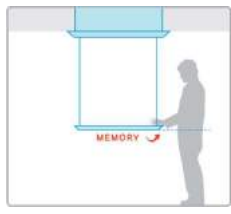
## Main Function

- Lateral horizontal maintain



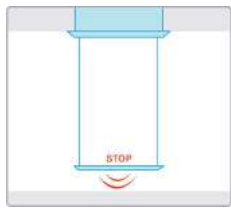
The lifters synchronize each other making sure the grill remains horizontal during ascend and descend.

- Adjustable lowering height



If the adjustable lowering height is preset, the grill will always automatically stops at the preset position.

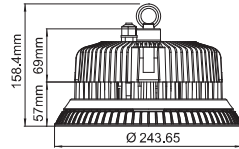
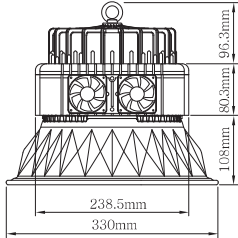
- No-load detection



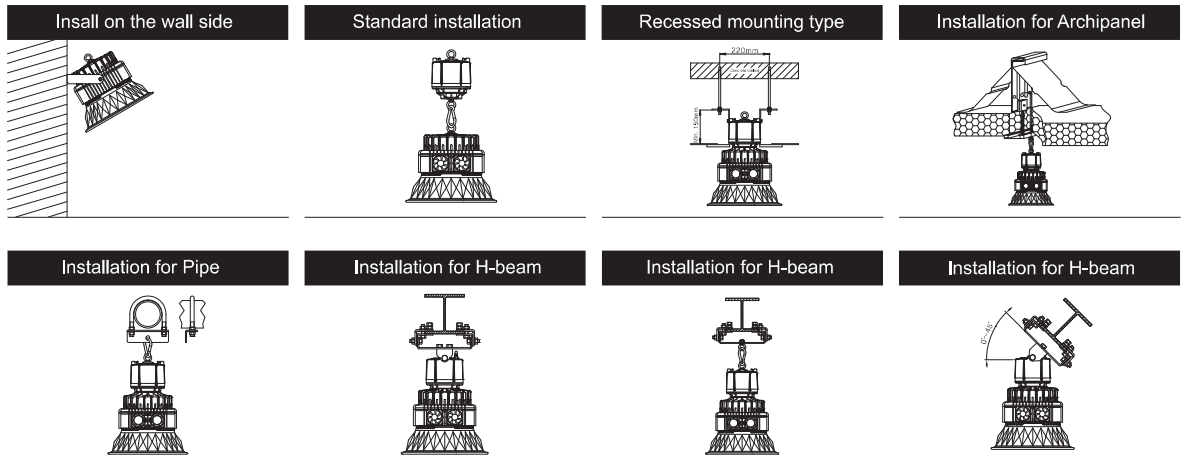
The lifter is designed to stop when obstructed or reaches the ground.



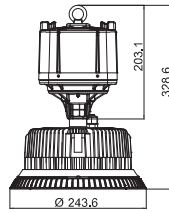
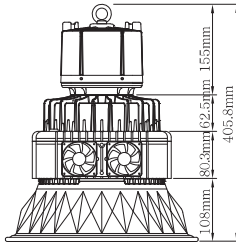
# LED Lighting



Feature	Model No.	RT-LED200	RT-LEDN150	RT-LEDN200
<ul style="list-style-type: none"> <li>LED Lighting                             <ul style="list-style-type: none"> <li>Energy saving</li> <li>Environmental friendly product</li> <li>Maintenance costs cutting</li> <li>Convenient</li> </ul> </li> <li>Application                             <ul style="list-style-type: none"> <li>Gymnasium, Factory, Warehouse, airport, etc.</li> </ul> </li> </ul>	Dimension(mm)	330(W) x 285(H)	244(W) x 158(H)	
	Weight(kg)	5.7kg	3.1kg	
	Power consumption	200W	150W	200W
	Power factor	0.99	0.95	0.96
	Total flux	18551lm	18339lm	24636lm
	Color temperature	5728K	5931K	5892K
	Color rendering index	79	80.1	80
	Input power	220V / 60Hz	220V / 60Hz	

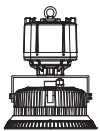


## LED + Lifter (combined model)



Feature	Model No.	CSI-7L	CSI-LN200
<ul style="list-style-type: none"> <li>▪ <b>Combined model</b> LED + Lifting system This products are economic and safety for maintenance of lightings</li> <li>▪ <b>Application</b> Gymnasium, Factory, Warehouse, Airport, etc.</li> </ul>	Dimension(mm)	330(W) x 406(H)	244(W) x 329(H)
	Weight(kg)	8.8kg	6.2kg
	Loading Weight(kg)	3~7kg	3~7kg
	Lowering Height(M)	15M	15M
	Number of Wire	1	1
	Wire O.D.(SUS304 7x19)	1.4mm	1.4mm
	Circuits capacity	16A	16A
	Type of motor	DC Motor	DC Motor

Combination of LED and Lifter



Bracket for Concrete Ceiling



Installation of angle type

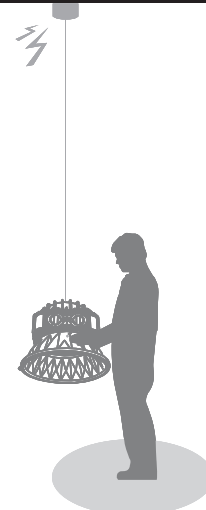


Installation of angle type




The accumulated **dust** makes the **lifetime of LED** short rapidly.

- ◆ 40000Hr / 8 year warranty(only combined model)
  - Checking function of accumulated usage time of LED
- ◆ 70~80% Energy saving
  - Detect moving of person by motion sensor and turn on/off LED
- ◆ Payback period of investment : 1.6year
- ◆ Function of crime prevention
- ◆ Prevent fall & electrical shock accident






# Reference











### RUSSIA

Platan LLC

TEL : +8(495) 252-07-77  
<http://www.platan.ru>  
 email : volkov@platan.ru

### UNITED KINGDOM

REEL TECH UK LTD.

TEL : +44(0) 1604 643522  
 FAX : +44(0) 1604 697028  
<http://www.reeltechuk.com>  
 email : enquiries@reeltechuk.com

### HUNGARY

REEL TECH HandelsgmbH

TEL : +43(0) 1 960 80 88  
 FAX : +43(0) 1 960 80 88 - 80  
<http://www.reeltech.eu>

### ITALY

Santenini S.r.l.

TEL : +39 0331 924846  
 FAX : +39 0331 920606  
<http://www.santemimi.it>  
 email : daniele.serventi@santenini.it

### SLOVAKIA

AMI spol.s.r.o.

TEL : +421 35 6923900  
 FAX : +421 35 6923960  
 email : ami@ami.sk

### CZECH

BASE Diming s.r.o.

TEL : +420 602 344 162  
 email : j.lamac@basediming.com

### AUSTRIA

REEL TECH HandelsgmbH

TEL : +43(0) 1 960 80 88  
 FAX : +43(0) 1 960 80 88 - 80  
<http://www.reeltech.eu>  
 email : office@reeltech.eu

### GERMANY

REEL TECH Vertriebs GmbH

TEL : +49(0) 6109 / 5016151  
 FAX : +49(0) 6109 / 5016150  
<http://www.reeltech.de>  
 email : office@reeltech.de

### SWITZERLAND

Demelectric AG

TEL : +41(43) 455 4400  
 FAX : +41(43) 455 4411  
<http://www.demelectric.ch>  
 email : info@demelectric.ch

### POLAND

MBB,s.c.

TEL : +48(0) 22 331 75 70  
 FAX : +48(0) 22 840 15 54  
<http://www.mbb.pl>  
 email : mbb@mbb.pl



HEAD OFFICE TEL : +82 61 723 1113 FAX: +82 61 723 4440 e-mail : reel-tech@hanmail.net / reeltech@naver.com

### SINGAPORE

LIGHTCRAFT LTD PTE

TEL : +65 6744 2441  
 FAX : +65 6744 1416  
<http://www.lightcraft.com.sg>  
 email : enquiry@lightcraft.com.sg

### AUSTRALIA

LIGHT MOUNTING SYSTEMS

TEL : +61 02 4932 9000  
 FAX : +61 02 4932 9009  
<http://www.lightmountingsystems.com.au>  
 email : sales@lmsau.com

### KUWAIT

YOUSUF AL-AHMAD INT GROUP

TEL : +965 24821302  
 FAX : +965 24847725  
<http://www.alahmedgroup.com>  
 email : info@alahmedgroup.com

### BAHRAIN

Genprise Co. W.L.L.

TEL : +973 17311442  
 FAX : +973 17311019/17910761  
<http://www.genpriseco.com>  
 email : mitesh@genpriseco.com

### MEXICO

AG Lighting SA de CV

TEL : +(52) (55) 6845-6002  
<http://www.aglighting.mx>  
 email : contacto@aglighting.mx

### COLOMBIA

ZONA DE ENFOQUE NETWORK S.A.S

TEL : +57 314 892 53 17  
<http://www.reeltechcolombia.co/>  
 email : gerencia@reeltechcolombia.co

### IRAN

BHE CO.

TEL : +98 713 648 0010  
 FAX : +98 713 648 0011  
<http://www.inenop.com>  
 email : s.Afsar@bhe-co.com

### MALAYSIA

M LUX SDN BHD

TEL : +603 7781 8954  
<http://www.mlux.com.my>  
 email : sales@mlux.com

### FRANCE

MINOEUROPE SARL

TEL : +33 6 22 70 43 45  
 email : haemaru.ryu@minoeurope.com

### HONGKONG

Lightcraft Limited

TEL : +852 2866 6965  
<http://www.lightcraftintl.com>  
 email : info@lightcraft.asia

